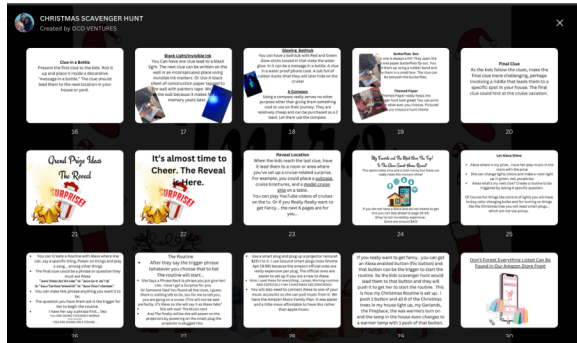
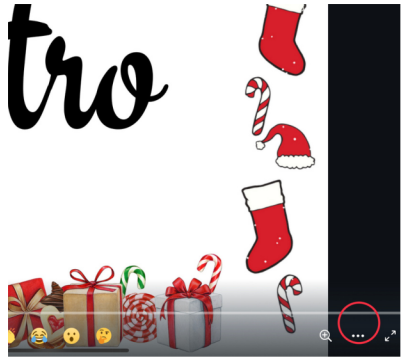


# Intro



The screenshot shows a Canva design interface. The background is a white canvas with a red and white striped candy cane, a red Santa hat, and a red gift box. A dark grey menu is open over the design, with the 'Open in grid view' option highlighted by a red circle. The menu also shows 'Created by OCO VENTURES' and 'Last edited a few minutes ago'.



# Hi Everyone,

What you will find in the Following Pages, Is a collection of ideas, tools and Clues. This is meant to be an aid to creating the perfect scavenger hunt for you and your kiddos. We have been doing scavenger hunts and vacation reveals for our kids for many years.

Our Youngest 2 are now 8 & 12.

This is a combination of several of the scavenger hunts I have had for them over the years.

Not every clue will be for you. Somethings may even be a little to over the top. This is why I offered this practically free. I wanted to share with you all a thing that has brought my family so much joy and fun....but with the full understanding my idea of fun may not be everyone's cup of tea....

Honestly this is to get the creative ball rolling..

Take these tips and make them your very own

So Scroll On, Choose What Works, Ignore What Doesn't.

WONDERING HOW YOU'RE GOING TO FIT A  
CRUISE SHIP UNDER THE CHRISTMAS TREE....



Visit us on YouTube to find videos of  
some of the clue suggestions in  
action.



# Scavenger Hunt 101: Costumes & Props:

Begin by giving the kids props /pirate/Christmas - themed costumes. Explain that they are embarking on a special adventure.

OR

You can make the tools they will need along the way the actual clue items.

The first clue can lead them to the cargo vest and black light, the second clue may be a key (that opens a lock).



## **Scavenger Hunt 101:**

### **Have Multiple Clue Stops**

Create or Use a series of clues and stops along the way (we have a few ideas attached). You can have each one leading to the next.

At each stop, the kids can find a small gift or treasure or a new clue. You can use pirate/Ocean/Christmas or Cruise-themed decorations and props at each stop to enhance the theme.

# Scavenger Hunt 101:

## A Final Clue

As the kids follow the clues, make the final clue more challenging, perhaps involving a riddle that leads them to a specific spot in your house. The final clue could hint at the cruise vacation.



# **Scavenger Hunt 101:**

## **The Reveal Location**

When the kids reach the last clue, have it lead them to a room or area where you've set up a cruise-related surprise. For example, you could place a suitcase, cruise brochures, and a model cruise ship on a table.

You can play YouTube videos of cruises on the tv.

**Or If you Really Really want to get  
Fancy... The Alexa Pages Are For You.**

# Scavenger Hunt 101:

- In this PDF I use a multiple fonts. The cursive font on clue pages are to distinguish the breakdown of a clue from an actual clue quickly.
- I have found that 4-5 clues for children who are younger is the sweet spot between fun, exciting and cranky.
- No more than 5-8 Clues for the older kids is the sweet spot between Oh what fun and Maaaaa just tell me.



# Scavenger Hunt 101:

- For Kids Who Can Not Read Just Yet...  
We have a few picture clues.
- Each Page Is Printable.
- Check Out Walgreens and get photo prints if you want a heavier print & Fast.
- For Older Kids.. Just search amazon for escape room gadgets to make things a little more sophisticated. We have a few in our store front.

## Scavenger Hunt 101:


- It could be letters or words (depending on how long you want it to last) at each location. Finding individual letters and piecing them together. Or Finding Cutout Words and putting them together to make a phrase.
- They could find symbols that they will use a key to decrypt.
- They can put them together at the end for the reveal.
- They could use the letters as tokens to buy the final prize. Or to pay entry into the room where the grand finale awaits them.

## Scavenger Hunt 101:

### **The Clue Actions can be whatever you choose.**

(Clue actions are what happens when you solve a clue, what you get, what you do, what happens next)

- You can do pieces to a puzzle as each clue action. Walgreens has great picture puzzles.
- You can just have clues lead from one to the other with only 1 grand prize at the end.
- You can have a gift or prize for each clue found. The Clue World is Your Oyster.



# Cruise Clue Items

Clue 1- Sunglasses

Clue 2- Goggles

Clue 3- Bathing Suit

Clue 4- Binoculars

Clue 5- A Beach Bag

Clue 6- A Cardboard Ship



(All can be found in our amazon store)

# Cruise Clue Items

**Clue 7- Flip Flops**

**Clue 8- Beach Towel**

**Clue 9- Cruise/Vacation T-Shirt**

[Check Out Our Etsy Store Vacay Couture for Kids Vacation and Cruise Tees.](#)

**Clue 10- Water Bottle**

**Clue 11- Suitcase**

**Clue 12- Swim Shoes**



## Cruise Clue Items

**Clue 13- Selfie Stick & Phone Grip**

**Clue 14 - Small Tablet (like a kindle)**

**Clue 15 - Fun Lanyards**

**Clue 16 - Sunblock**

**Clue 17-Drawstring bag or Day of travel bag W  
travel day goodies packed inside.**

**Clue 18- An old phone with a new case.**

**\*I use this because we have 1 who is not old enough to have a phone but old enough to use one and it is nice for her to be able to communicate with us via the chat feature while she's at camp ocean. Especially when they leave the camp and visit somewhere else on board. We did not buy a phone we used her Brothers old iphone. Ask around to family to see who has an old iphone they can spare. Also this means they will be able to take photos. And seeing the things they deem picture worthy is priceless on it's own.**



**Please Visit our Amazon Store Front to shop your supplies.**

**MOST of what I suggest here I have personally used over the years.. some of the items I used and still use are no longer for sale or for sale under a new name....**

**In this case I try and find a close 2nd to refer.  
I try to attach pictures so you can see some of the items in action.**

**Full Disclosure, we do earn a small commission off of items purchased in our Amazon Store Front.**

## **Clue in a Bottle**


Write Clue on Small Piece of Paper. Roll it Up and Place it inside of a jar or bottle that you have around. If you do not have one check out the message in a bottle options in our Amazon Store.

---



## **Black Light/Invisible Ink**

You Can have one clue lead to a black light. The next clue can be written on the wall in an inconspicuous place using invisible ink markers. Or Use A black sheet of construction paper taped to the wall with painters tape. We like to use the wall because it makes for a cool memory years later.



## **Glowing Bathtub**

You can have a bathtub with Red and Green Glow sticks tossed in that make the water glow. In it can be a message in a bottle. A clue in a water proof phone case. A tub full of rubber ducks (that they will later hide on the cruise)



## **A Compass**

Using a compass really serves no other purpose other than giving them something cool to use on their journey. They are relatively cheap and can be purchased as a 2 back. Let them use the compass



## **Butterflies Box**

This one is always a hit! They open the box and paper butterflies fly out. You wind them up using a rubber band and place them in a small box. The clue can be beneath the butterflies.



## **Themed Paper**

Themed Paper really helps the scavenger hunt look great! You can print clues on what ever you choose. Pictured was our treasure hunt theme.

# The Reveal



It's almost time to Cheer.  
The Reveal is Finally Here.



I just heard from Santa,  
some very Good News...  
You and Your Family Are  
Going On A Cruise.



# IDEA LIST

- Fill A Room With Balloons On the Floor (Glow Balloons are great too)
- Create A Deck Party Atmosphere
- Play Caribbean Music and have a dance party
- Get a Disco Ball from Amazon
- Glow Sticks can add to the fun



## IDEA LIST



- You could Let the last clue be a tshirt that says I am Going On A Cruise.
- You can blindfold them.. put the shirt on, or have them do it depending on the age... take their photo and then show them themselves wearing a shirt that says They are going on a Cruise. Or Face them toward a mirror so they can try and read it backward.

# *My Favorite and The Most Over The Top!*

## *Is The Alexa Smart Home Reveal!*

This option takes time and a little money but Alexa can really make this moment shine!



If you do not have a Alexa and do not intend to get one you can skip ahead to page 26-ish.  
(they're not incredibly expensive..  
Some are around \$40)

## Let Alexa Shine



- Alexa where is my prize... have her play music in the room with the prize
- She can change lights colors and make a room light up in green, red, purple etc
- Alexa what's my next clue? Create a routine to be triggered by asking A specific question.

Of Course For things like control of lights you will have to buy color changing bulbs and for turning on things like the Christmas tree you will need smart plugs... which are not too pricey.

- You can Create a Routine with Alexa where she can, say a specific thing, Power on things and play a song... among other things
- The final clue could be a phrase or question they must ask Alexa

**"ALEXA WHERE ARE WE GOING" OR "ALEXA SAY IT AIN'T SO"**  
**OR "ALEXA THE MAGIC WORD IS GO" OR "ALEXA WHAT'S HAPPENING"**

- You can make this phrase anything you want it to be.
- The question you have them ask is the trigger for her to begin the routine.
- I have her say a phrase first... like  
You ARE GOING TO DISNEY WORLD  
OR IN THIS CASE  
YOU ARE GOING ON A CRUISE...



# The Routine



- After they say the trigger phrase (whatever you choose that to be)

The routine will start...

- She Says a Phrase Back (a phrase you put give her)  
Like.. Have I got a Surprise for you.  
Or Someone Said You found all the clues, I guess there is nothing left to do, but for me to tell you, you are going on a cruise. (This will not be said perfectly, it's Alexa so she will say it as Alexa talks")
- She will start The Music next
- And The finally will be she will power on the projectors by powering on the smart plug the projector is plugged into.

- Use a smart plug and plug up a projector (around \$25+) to it. I use Gosund smart plugs (now Ghome 4pk 19.99) because the amazon official ones are really expensive per plug. The official ones are easier to set up if you are a new to Alexa.
- (Also I used these for everything.. Lamps, Morning routines AND ESPECIALLY MY CHRISTMAS DECORATIONS)
- You will also need to connect Alexa to one of your music accounts so she can pull music from it. We have the Amazon Music Family Plan. It was easier and a little more affordable to have this rather than apple music.



If you really want to get fancy.. you can get an Alexa enabled button (flic button) and that button can be the trigger to start the routine. So the kids scavenger hunt would lead them to that button and they will push it to get her to start the routine. This is how my Christmas Routine is set up.. I push 1 button and all 6 of the Christmas trees in my house light up, my Garlands, the Fireplace, the wax warmers turn on and the temp in the house even changes to a warmer temp with 1 push of that button.



# Don't Forget Everything Listed Can Be Found in Our Amazon Store Front



## **No Alexa, No Problem**

### **The Projector Idea still works**

- Make one small room of the house the reveal room  
Get a projector (amazon \*\$30-\$40) with an under the sea Theme or Colors.
- After they are sent on their journey around the house the reveal room will be lit up in the under the sea theme.
- These projectors while the advertised picture looks amazing, like it will light up your whole house... typically have a small coverage area.. so the smaller the room the better the impact. They typically run less than \$45. I have not used one for under the sea because my projector reveals have always been Disney related. I got my Disney projectors on a close out sale at lowes after the Christmas season was over so I do not have a link for them.

## **Reveal the Cruise Details**

Gather the kids around and reveal the exciting details about your vacation. Show them pictures of the cruise ship, and discuss the exciting activities they can look forward to during the vacation. Pull up videos of the cruise director. I created a YouTube playlist with G Rated cruise content on our ship.

Push play and have a family dinner while watching and building the excitement.



# Elf on a Shelf





For Your Next Clue....  
Look At The Gift  
I Made For You

Sorry about the mess... Thought it was Snow





We Just Talked To Santa and Boy Ooh  
Boy Do We Have News....  
We Just Heard You Are Going  
On A Cruise....





We Just Talked To Santa,  
He Told Us Some Good News....  
Santa Claus Said You Are  
Going On A Cruise....





We found you a suitcase at the North Pole,  
Filling it up is your Next Goal!





Search the house high and low, lets get  
you packed and Ready to Go!





Here you could leave a clue, word or letter  
written in flour on the kitchen counter.

For Your Next Clue....

Look At The Gift  
I Made For You



Sorry about the mess... Thought it was Snow



# In the House Clues





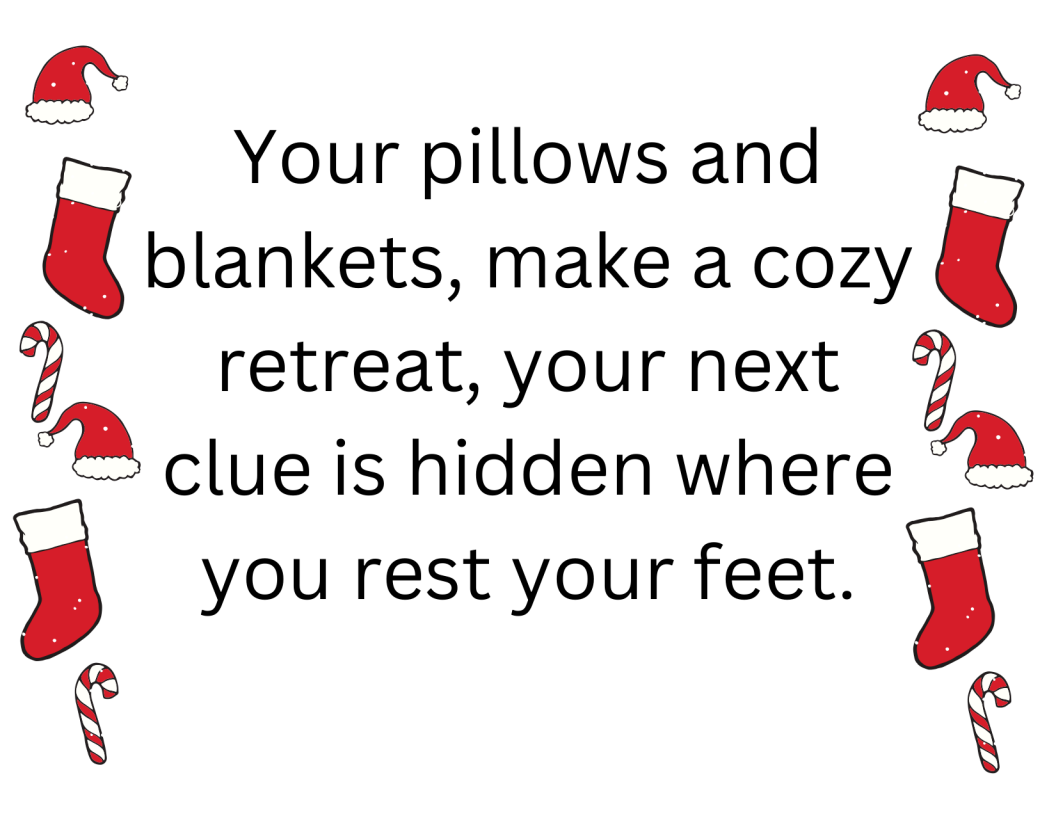
Hey Hey Guys, Mom Has Got A  
Surprise, You're Gonna Need  
Your Searching Eyes.



In the house is a  
Christmas Surprise.  
You Must Use Your  
Eyes to find this  
Prize..







Your pillows and  
blankets, make a cozy  
retreat, your next  
clue is hidden where  
you rest your feet.







With blankets and  
pillows in colors so  
bright, Your next  
clue's waiting where  
you sleep at night."











Where you sleep  
& dream at night,  
find your next  
clue in plain sight






To find the treasure, you'll  
need to explore, In a room  
where you snooze and often  
snore. With blankets and  
pillows, so fluffy and neat,  
Your next clue hides where  
you rest your feet.

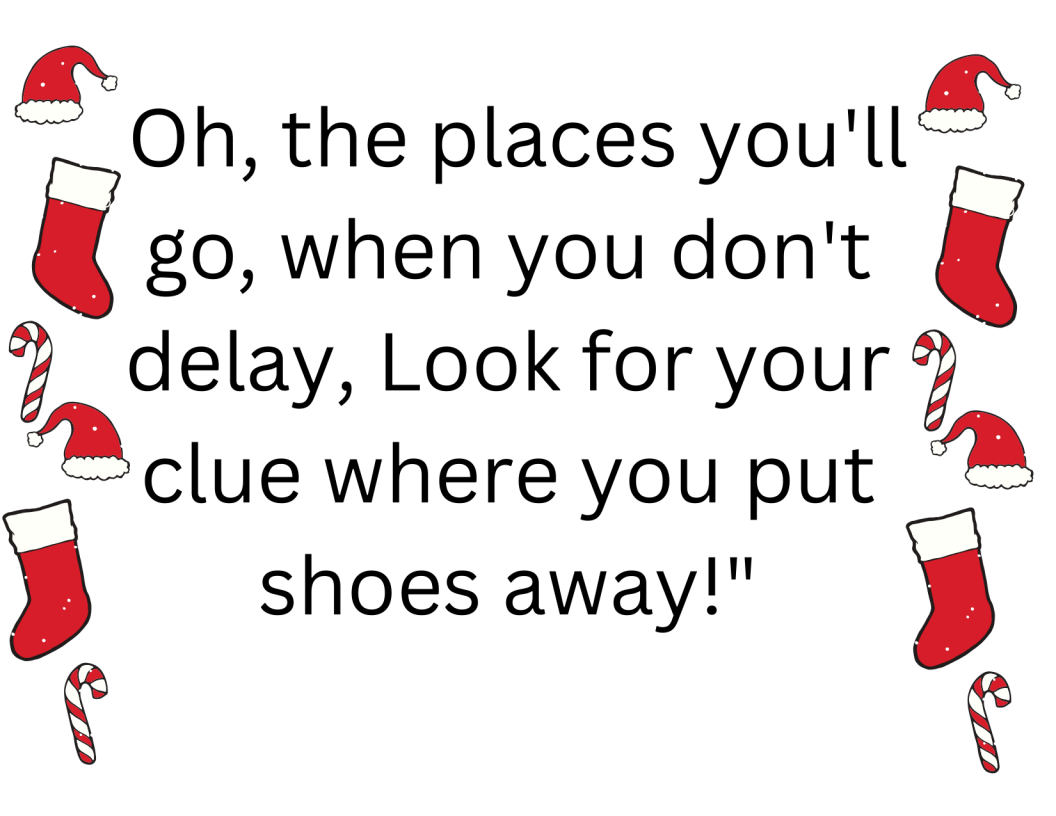






For warmth and comfort on chilly  
nights, You'd curl up here under  
soft, cozy lights. Search where  
you'd sit with a book or a show,  
Your next clue's waiting, now off  
you go!





Oh, the places you'll  
go, when you don't  
delay, Look for your  
clue where you put  
shoes away!"



The next clue is  
lurking, where clothes  
spin and twirl, Find it  
where it's fresh, like a  
crisp, clean pearl."





The next clue awaits,  
it's almost in sight.  
Where breakfast and dinner  
are such a delight.





# Anywhere

# Clues





In a container that's small and tight,  
You'll find the butterflies taking flight



Fluttering, colorful when they roam,  
Butterflies are lovely in our home.



Rubber ducks are cute and  
yellow, it's true.

See if you can find some waiting  
for you.



To continue the hunt, just do your best.  
Now Follow the compass to the west.



This journey will put your skills to the test, follow your compass to the West.



Now that you have found the little black  
light.. can you find the message Santa  
left out of sight.





The next clue will lead you  
to a secret message.  
Use all your tools so  
that you can see it.






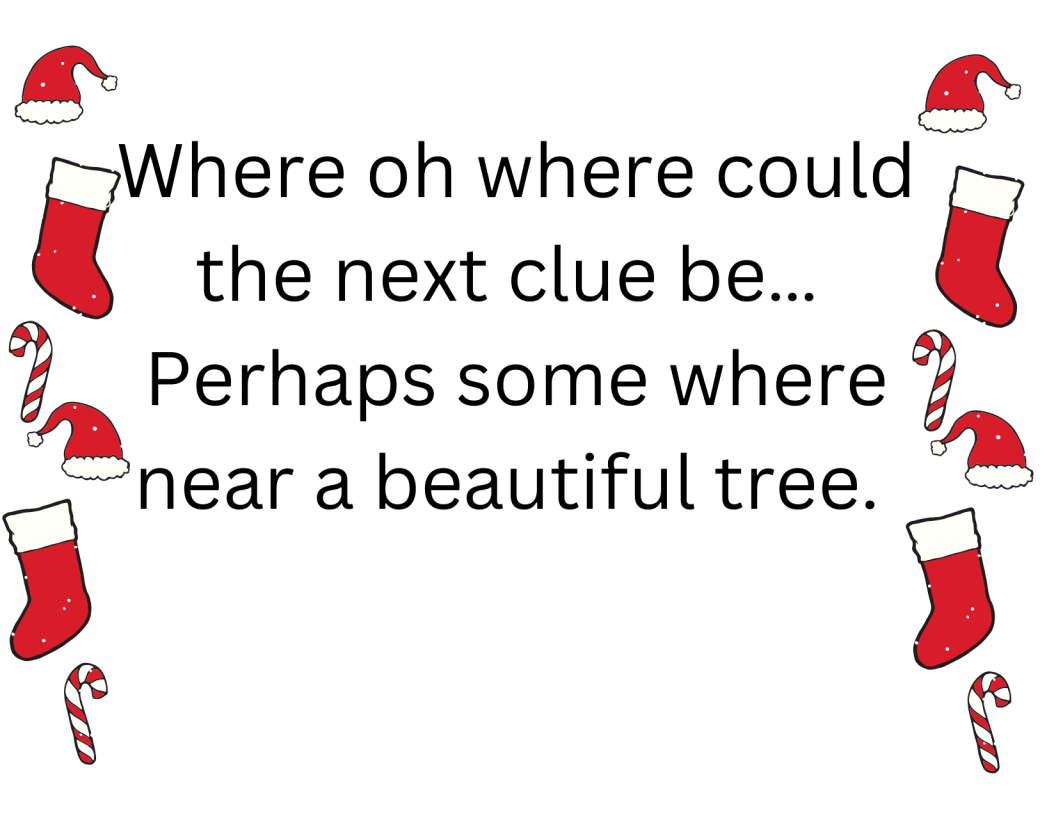
# Christmas Tree

## Clues





To find the next hint,  
come with glee, Where  
ornaments hang on a  
festive tree.



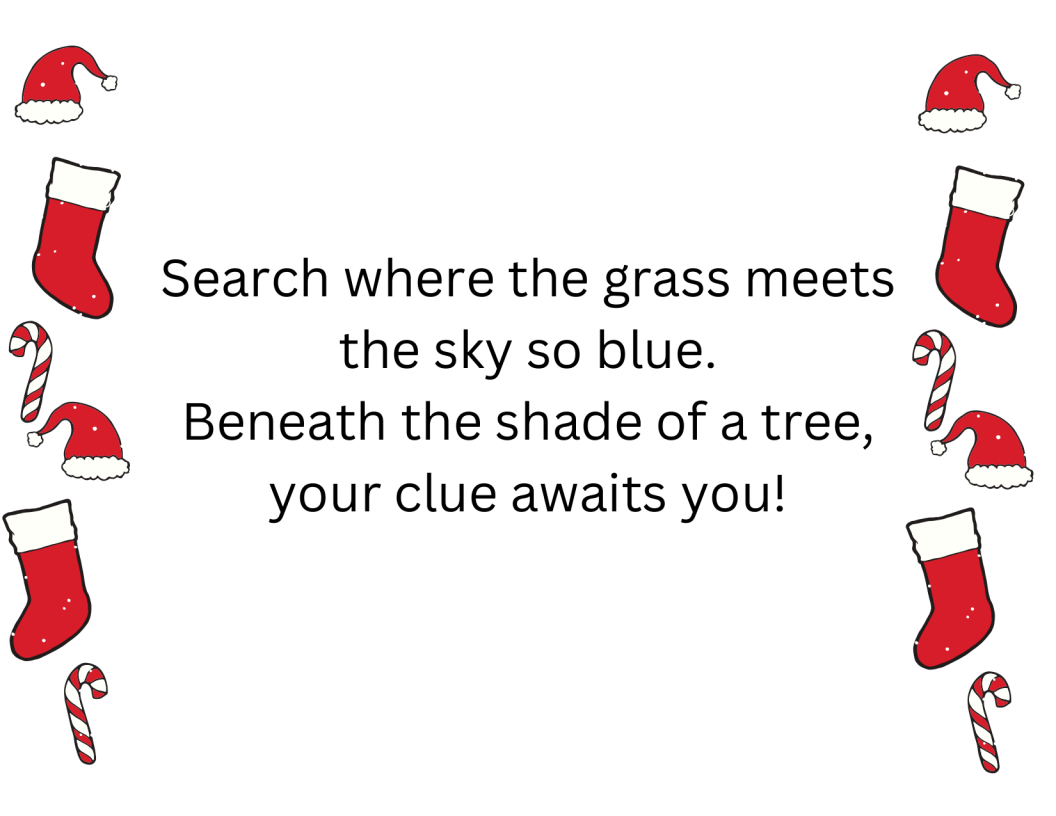
Where oh where could  
the next clue be...

Perhaps some where  
near a beautiful tree.




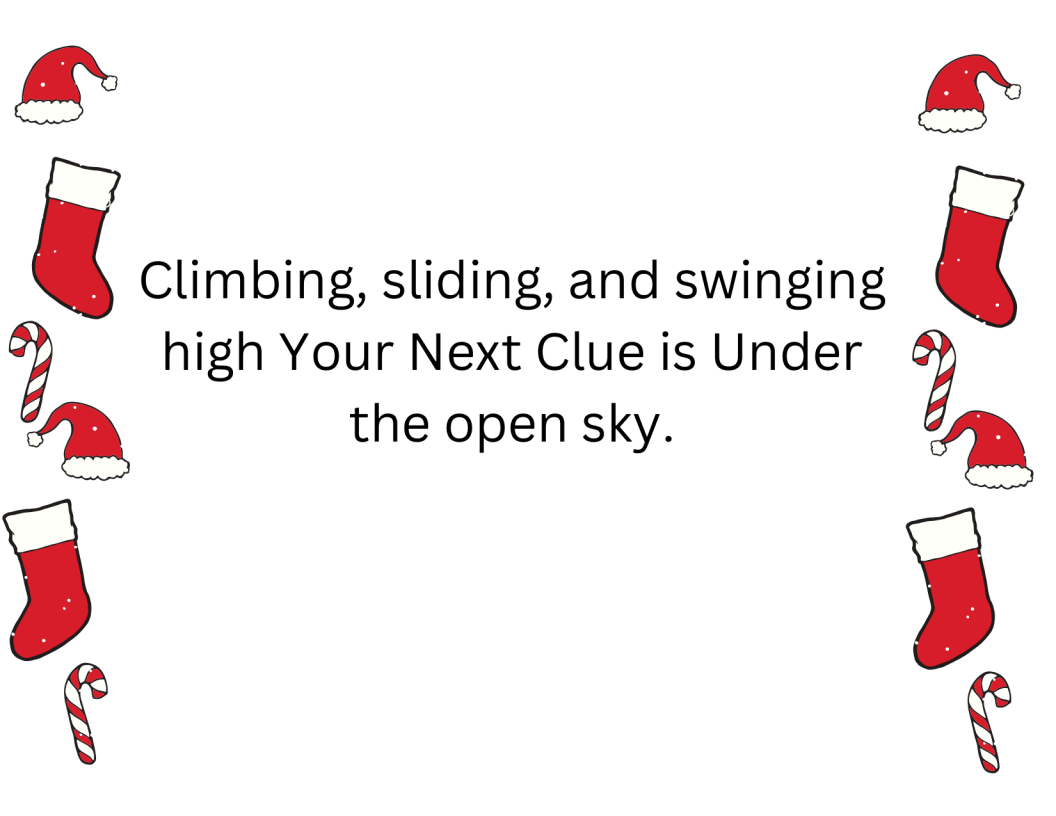
# Outside Clues






Search where the grass meets  
the sky so blue.  
Beneath the shade of a tree,  
your clue awaits you!





Climbing, sliding, and swinging  
high Your Next Clue is Under  
the open sky.





In the place where flowers  
bloom and bees buzz, your next  
clue is waiting for you, just  
because.

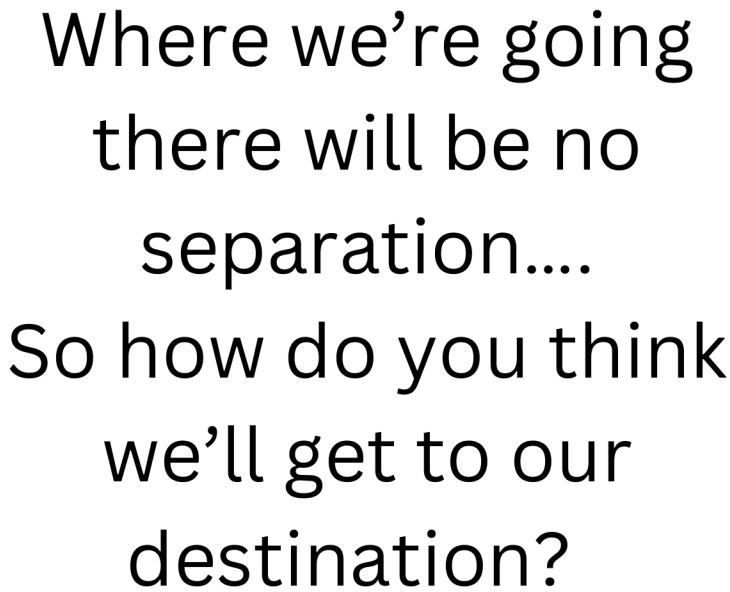




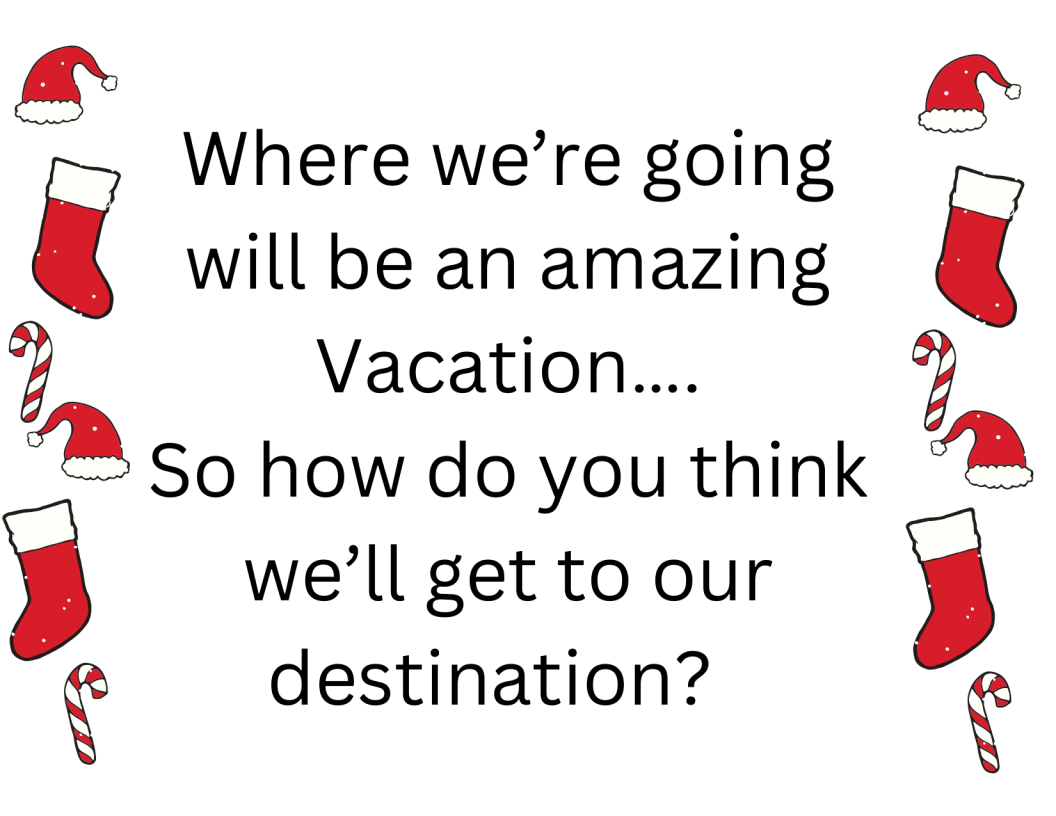


# Wrap up Clues



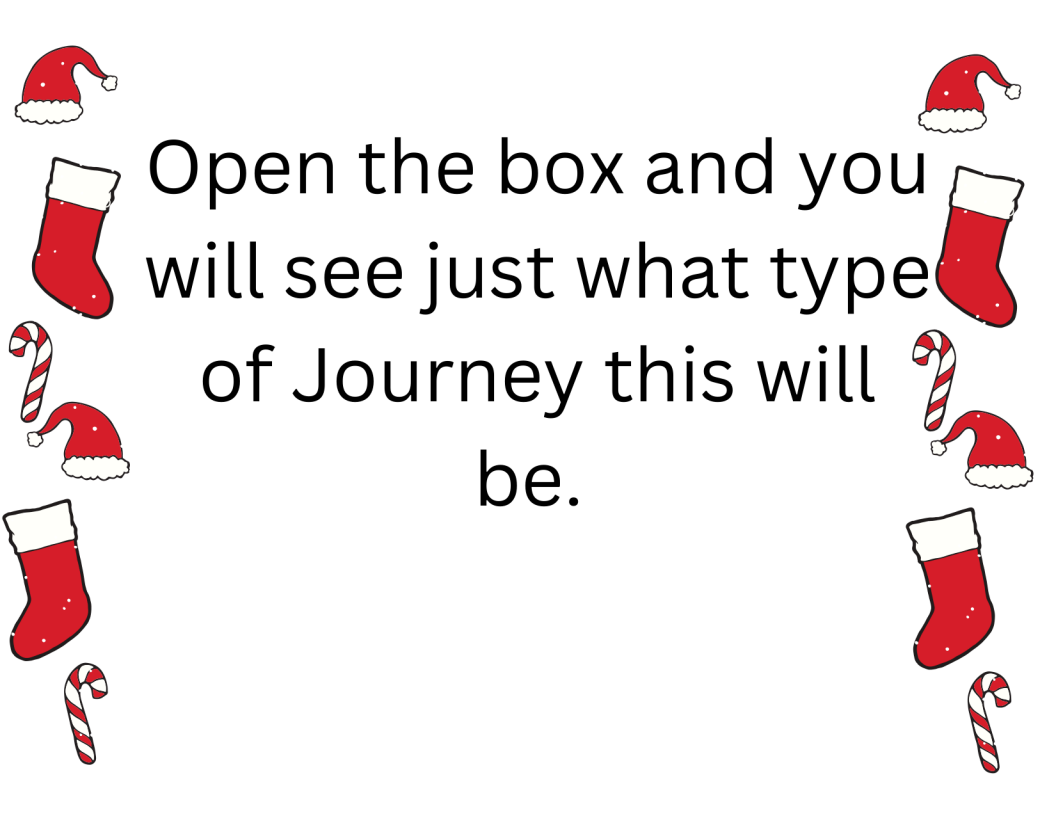


Where we're going  
there will be no  
separation....  
So how do you think  
we'll get to our  
destination?

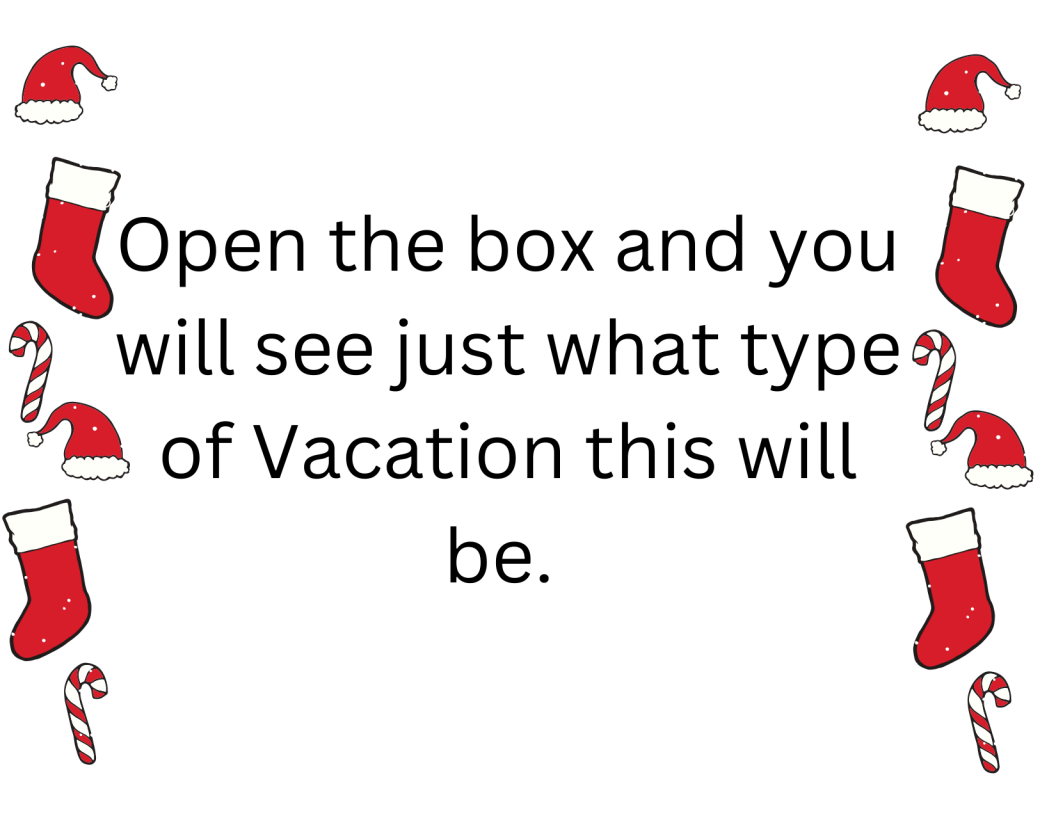


Where we're going  
will be an amazing  
Vacation....

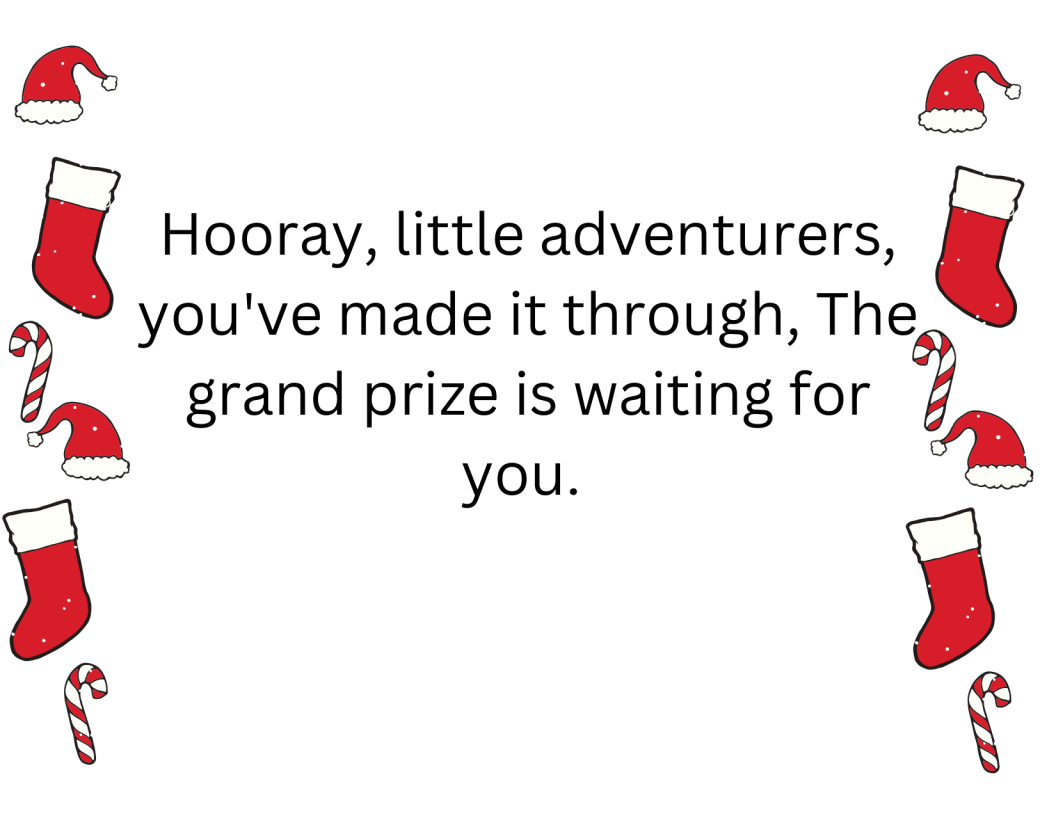
So how do you think  
we'll get to our  
destination?



Open the box and you  
will see just what type  
of Journey this will  
be.



Open the box and you  
will see just what type  
of Vacation this will  
be.



Hooray, little adventurers,  
you've made it through, The  
grand prize is waiting for  
you.

The next few pages are just some pages I threw in that you may be able to use.

As we do more, think of or get more ideas we will update this link. So Look for Updates beyond Page 100.

Feel Free to reach out to us on any of our social media platforms or our website.



# CRUISE TICKET

NAME

---

DATE

---

SHIP

---

DAYS UNTIL

---



# CRUISE TICKET

NAME

---

DATE


---

SHIP

---

DAYS UNTIL

---



# CRUISE TICKET



NAME

\_\_\_\_\_

DATE

\_\_\_\_\_

SHIP

\_\_\_\_\_

DAYS UNTIL

\_\_\_\_\_









